

Scaled data based on original data using
LM-79-08 Approved Method: Electrical and Photometric Measurements of Solid-
State Lighting Products

Test Report Prepared for
Cooper Lighting Solutions
(formerly Eaton)

Brand: STREETWORKS

Report Number: P321000

Luminaire Tested: **GAN-SA6B-750-U-AFL**

Issue Date: 3/3/2020

Test Information

Test Method: LM-79-08
Report Number: P321000
TEST IS SCALED FROM IESNA LM-79-08 TEST DATA (G2-1903-205-29)
Test Lab: INNOVATION CENTER
Issue Date: 3/3/2020
Manufacturer: COOPER LIGHTING SOLUTIONS (FORMERLY EATON)
Product Line: STREETWORKS
Catalog Number: GAN-SA6B-750-U-AFL
Description: GALLEON AREA AND ROADWAY LUMINAIRE
(6) 70 CRI, 5000K, 800mA LIGHTSQUARES WITH 16 LEDS EACH AND AUTOMOTIVE FRONTLINE OPTICS
Light Source: -
Ballast/Driver: ELECTRONIC DRIVER

Summary

Lumens per Lamp: N/A
Luminaire Lumens: 35064 lumens
Efficiency: N/A
Efficacy: 140.8 lumens/watt
Luminous Opening: Rectangular (W 1.5' x L: 1' x H: 0')
IES Classification: Type II - Short
BUG Rating: B3 - U0 - G3

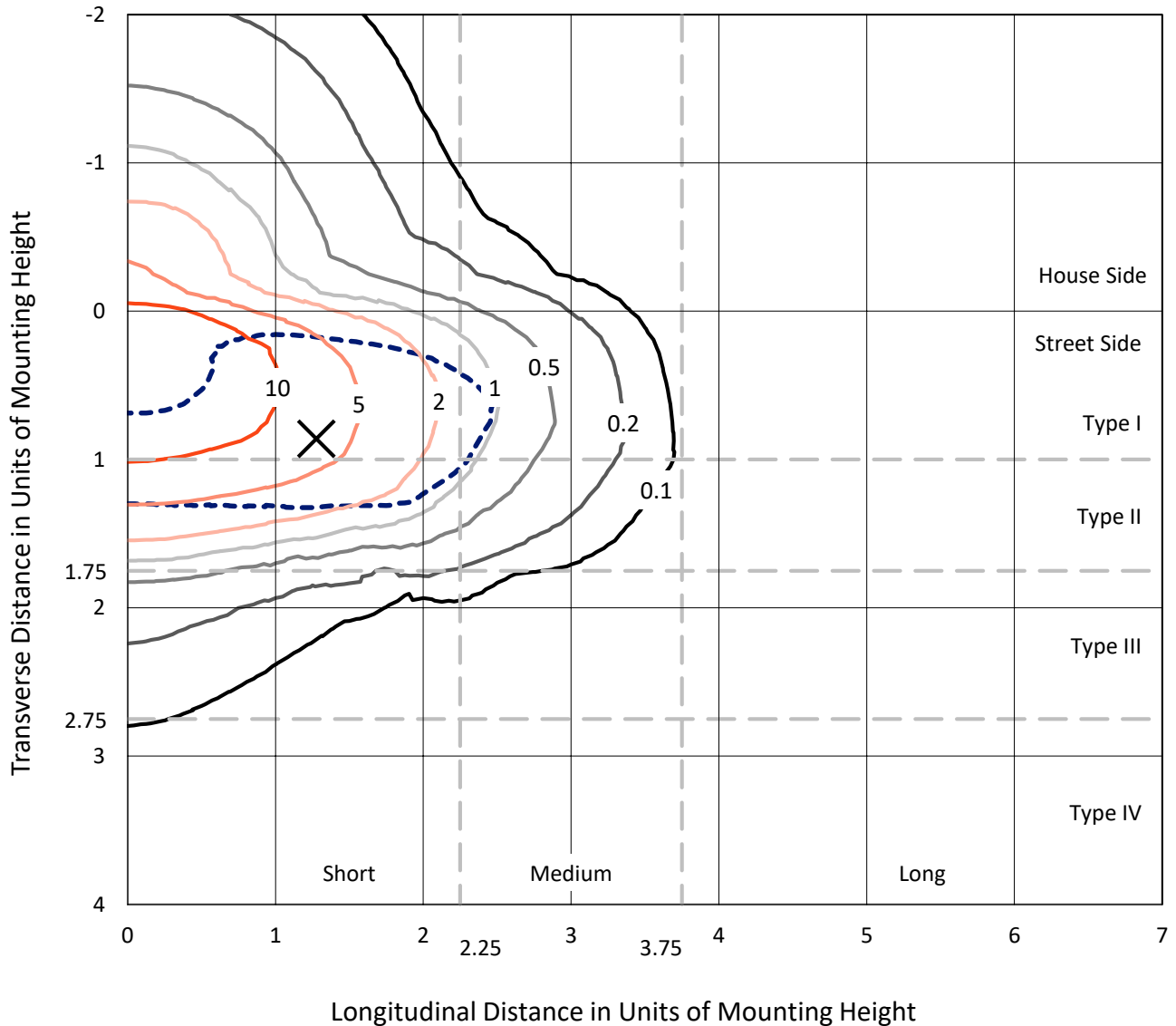
Input Watts (W): 249
Input Voltage (V): NR
Input Current (Ain): NR
Voltage Rise (V): NR
Power Factor: NR
Total Harmonic Distortion (THDi): NR
Frequency (hertz): 60
Stabilization Time: NR
Operation Time: NR
Ambient Temperature (°C): NR
Test Distance: 24 FT



REPORT NUMBER: P321000
 CATALOG NUMBER: GAN-SA6B-750-U-AFL

Iso-Footcandle Lines of Horizontal Illumination

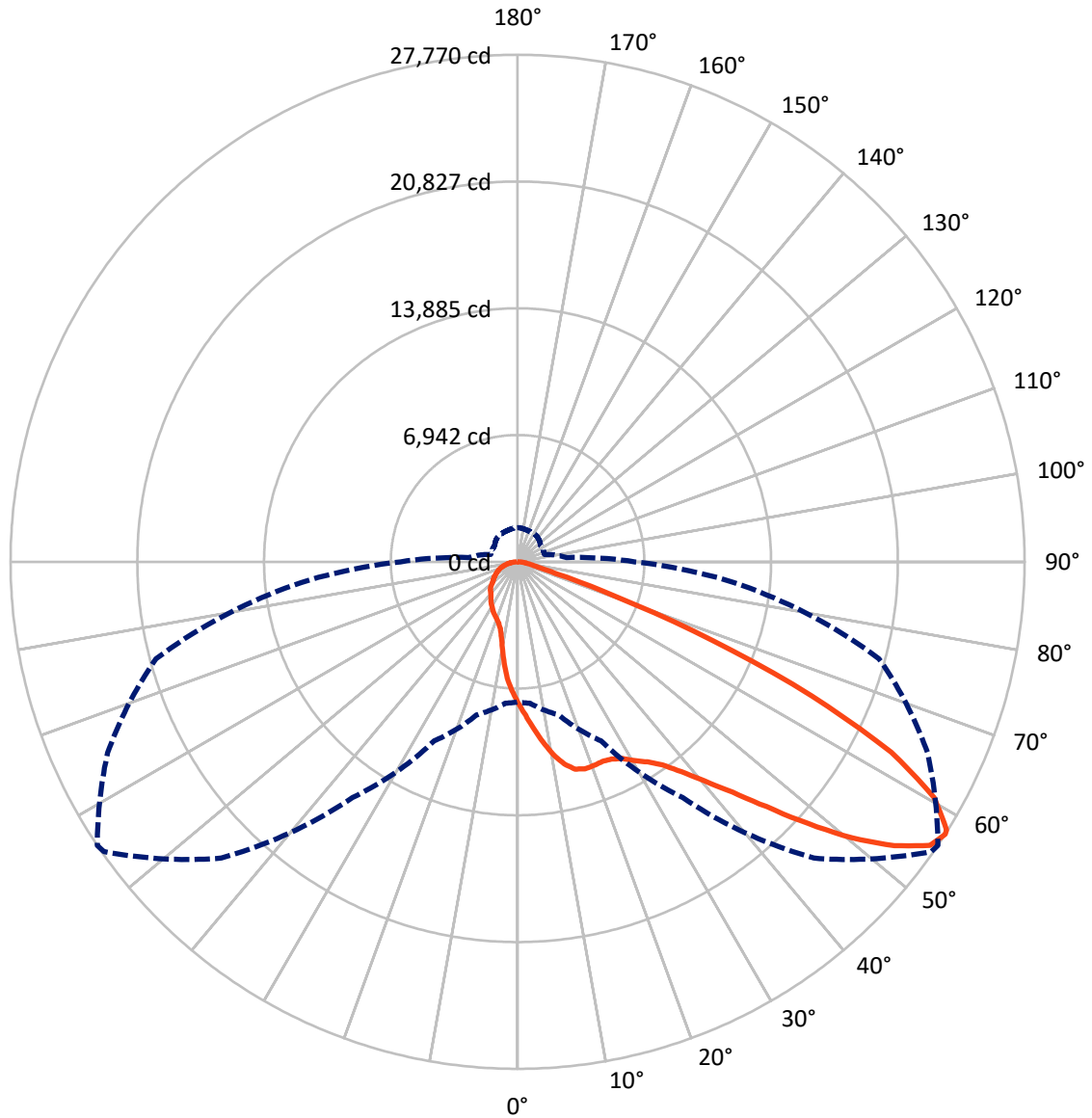
✕ Max cd
 - - - 1/2 Max cd



Based on 25 foot mounting height. Maximum calculated value = 17.2 fc
 Type II - Short - N/A

REPORT NUMBER: P321000
CATALOG NUMBER: GAN-SA6B-750-U-AFL

Luminous Intensity Polar Plot



— Vertical Plane Through 56-Deg Lateral - - - Horizontal Cone Through 57-Deg Vertical

REPORT NUMBER: P321000
 CATALOG NUMBER: GAN-SA6B-750-U-AFL

FLUX DISTRIBUTION:

		Downward	Upward	Total
House Side	Lumens	6044.3	0.0	6044.3
	% Fixture	17.2	0.0	17.2
Street Side	Lumens	29019.7	0.0	29019.7
	% Fixture	82.8	0.0	82.8
Total	Lumens	35064.0	0.0	35064.0
	% Fixture	100.0	0.0	100.0

ZONAL LUMENS:

Zone	Lumens	% Fixture
0°-10°	742.9	2.1
10°-20°	2100.4	6.0
20°-30°	3421.2	9.8
30°-40°	5114.3	14.6
40°-50°	7757.2	22.1
50°-60°	8694.5	24.8
60°-70°	5135.3	14.6
70°-80°	1682.5	4.8
80°-90°	415.7	1.2
90°-100°	0.0	0.0
100°-110°	0.0	0.0
110°-120°	0.0	0.0
120°-130°	0.0	0.0
130°-140°	0.0	0.0
140°-150°	0.0	0.0
150°-160°	0.0	0.0
160°-170°	0.0	0.0
170°-180°	0.0	0.0
0°-90°	35064.0	100.0
0°-180°	35064.0	100.0

Coefficient of Utilization

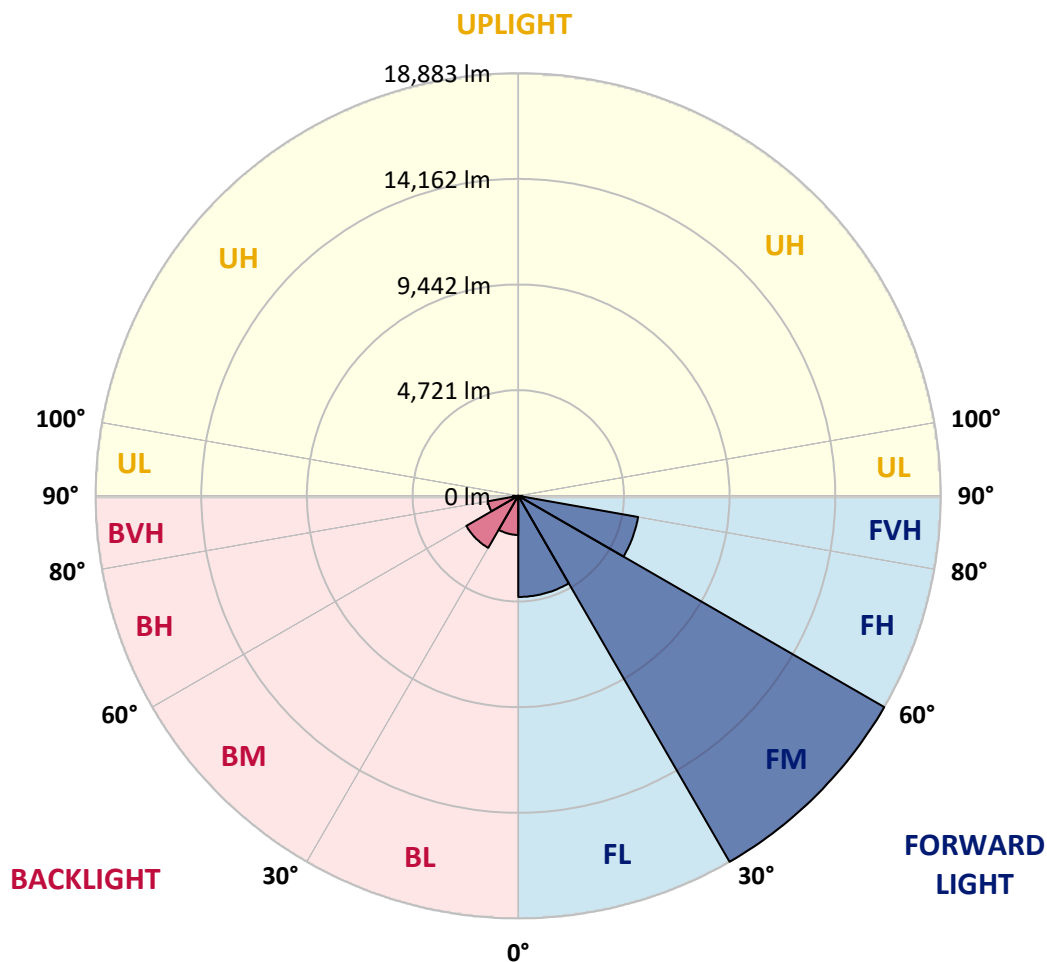


REPORT NUMBER: P321000
 CATALOG NUMBER: GAN-SA6B-750-U-AFL

LUMINAIRE CLASSIFICATION SYSTEM LUMEN TABLE AND BUG RATING:

Zone	Lumens	% Fixture	Zone Rating/Lumen Limit		
			B	U	G
FL (0°-30°)	4516.8	12.9			
FM (30°-60°)	18883.1	53.9			
FH (60°-80°)	5436.8	15.5			G3/7500
FVH (80°-90°)	183.0	0.5			G2/225
BL (0°-30°)	1747.7	5.0	B3/2500		
BM (30°-60°)	2682.9	7.7	B3/5000		
BH (60°-80°)	1381.0	3.9	B3/2500		G3/2500
BVH (80°-90°)	232.7	0.7			G3/500
UL (90°-100°)	0.0	0.0		U0/0	
UH (100°-180°)	0.0	0.0		U0/0	

BUG Rating: B3-U0-G3
 Type II Short





REPORT NUMBER: P321000

CATALOG NUMBER: GAN-SA6B-750-U-AFL

CANDELA DISTRIBUTION (FULL):

	0°	5°	15°	25°	35°	45°	55°	56°	65°	75°	85°
0°	7777.2	7777.2	7777.2	7777.2	7777.2	7777.2	7777.2	7777.2	7777.2	7777.2	7777.2
2.5°	8930.4	9012.4	8976.2	8850.9	8754.5	8618.3	8466.5	8420.7	8260.4	8080.9	7865.2
5°	10343.9	10303.0	10243.9	10048.7	9842.6	9602.8	9222.1	9161.8	8805.1	8399.0	7970.0
7.5°	11148.9	11145.3	11110.3	10995.8	10807.9	10494.6	10035.4	9964.3	9425.7	8772.6	8107.4
10°	11032.0	11023.6	11081.4	11200.7	11257.3	11192.3	10805.5	10734.4	10072.8	9185.9	8266.5
12.5°	10368.0	10372.8	10465.6	10716.3	11057.3	11467.0	11404.4	11369.4	10744.0	9653.5	8459.3
15°	9851.1	9861.9	9935.4	10153.5	10556.0	11299.5	11768.3	11780.3	11393.5	10169.2	8684.6
17.5°	9624.5	9647.4	9681.2	9834.2	10202.9	10965.7	11855.0	11920.1	11962.3	10704.2	8901.5
20°	9696.8	9718.5	9728.2	9825.8	10128.2	10763.3	11794.8	11911.7	12398.5	11207.9	9118.4
22.5°	10021.0	10034.2	10040.3	10065.6	10300.5	10821.1	11755.0	11877.9	12714.2	11659.8	9282.3
25°	10558.4	10548.8	10510.2	10477.7	10635.5	11050.1	11846.6	11963.5	12970.9	12069.5	9389.5
27.5°	11201.9	11189.9	11115.1	11026.0	11116.3	11406.8	12110.5	12203.3	13201.0	12452.7	9443.8
30°	11974.3	11943.0	11802.0	11696.0	11730.9	11941.8	12545.5	12629.9	13556.5	12887.7	9496.8
32.5°	12867.2	12833.5	12629.9	12453.9	12453.9	12629.9	12993.8	13063.7	13857.8	13379.4	9582.4
35°	13985.5	13943.3	13678.2	13383.0	13299.9	13389.0	13604.7	13654.1	14400.0	13998.8	9737.8
37.5°	15303.8	15247.2	14903.7	14508.5	14326.5	14321.7	14477.2	14578.4	15266.5	14812.2	10001.7
40°	16625.7	16586.0	16285.9	15975.0	15618.3	15503.8	15743.6	15775.0	16399.2	15822.0	10339.1
42.5°	17647.6	17640.4	17584.9	17625.9	17260.8	17029.4	17217.4	17242.7	17782.5	16914.9	10698.2
45°	18187.4	18199.5	18468.2	19063.5	19198.4	19029.7	19122.5	19129.8	19363.5	18017.5	11027.2
47.5°	17754.8	17817.5	18497.1	19828.7	20933.7	21494.0	21339.8	21428.9	20896.3	18964.7	11285.1
50°	16069.0	16146.1	17302.9	19487.7	21743.5	23878.8	23798.0	23777.5	22132.7	19658.8	11424.8
52.5°	13980.7	14040.9	14995.3	17715.1	21149.4	25197.1	25938.1	25832.1	23231.7	20178.1	11451.3
55°	10800.6	10894.6	11809.2	14177.1	18746.6	24693.4	27511.9	27416.7	24233.0	20450.5	11420.0
57°	7678.4	7777.2	8685.8	10819.9	15770.2	22949.7	27668.6	27769.8	24774.1	20496.3	11455.0
57.5°	6851.8	6953.0	7853.1	9925.8	14842.3	22319.5	27533.6	27702.3	24871.7	20489.0	11474.2
60°	3450.0	3488.5	4062.1	5540.7	9382.3	18044.0	25773.1	26208.1	24959.7	20134.8	11557.4
62.5°	2144.9	2117.2	2099.2	2552.2	4564.6	11965.9	22139.9	22977.4	23276.3	19276.8	11356.1
65°	1885.9	1834.0	1635.2	1599.1	2016.0	5811.8	16672.7	17715.1	19679.3	17924.7	10876.5
67.5°	1771.4	1720.8	1496.6	1361.7	1362.9	2304.0	10351.2	11524.9	15330.3	15638.8	9745.0
70°	1653.3	1607.5	1397.8	1238.8	1160.4	1276.1	4762.3	5652.8	9993.3	12292.5	8144.8
72.5°	1501.5	1470.1	1271.3	1107.4	1024.3	955.6	1823.2	2153.4	5785.3	8255.6	5656.4
75°	1342.4	1313.5	1143.6	986.9	885.7	751.9	1026.7	1106.2	2939.1	4223.6	2784.8
77.5°	1167.7	1150.8	1017.0	872.4	791.7	623.0	726.6	765.2	1260.5	1811.2	1396.6
80°	929.1	961.6	889.3	777.2	702.5	498.9	514.5	539.9	733.9	884.5	792.9
82.5°	604.9	661.6	696.5	631.4	578.4	392.8	369.9	380.8	478.4	539.9	344.6
85°	251.9	283.2	457.9	413.3	384.4	286.8	248.2	253.1	296.4	307.3	141.0
87.5°	112.1	119.3	201.2	189.2	162.7	98.8	106.0	115.7	157.9	149.4	54.2
90°	0.0	0.0	0.0	0.0	0.0	0.0	0.0	0.0	0.0	0.0	0.0



REPORT NUMBER: P321000
 CATALOG NUMBER: GAN-SA6B-750-U-AFL

CANDELA DISTRIBUTION (continued):

	90°	95°	105°	115°	125°	135°	145°	155°	165°	175°	180°
0°	7777.2	7777.2	7777.2	7777.2	7777.2	7777.2	7777.2	7777.2	7777.2	7777.2	7777.2
2.5°	7784.5	7683.2	7509.7	7318.1	7161.5	7036.1	6909.6	6822.8	6721.6	6667.4	6639.7
5°	7790.5	7591.7	7226.5	6851.8	6516.8	6210.7	5919.1	5694.9	5485.3	5372.0	5340.7
7.5°	7815.8	7516.9	6926.5	6309.5	5714.2	5170.8	4751.4	4488.7	4299.5	4215.2	4191.1
10°	7836.3	7429.0	6555.3	5641.9	4832.1	4281.5	3956.1	3809.1	3744.0	3733.2	3722.3
12.5°	7884.5	7338.6	6164.9	4945.4	4146.5	3765.7	3652.4	3642.8	3660.9	3687.4	3687.4
15°	7960.4	7249.4	5719.0	4347.7	3710.3	3576.5	3599.4	3652.4	3701.8	3742.8	3748.8
17.5°	8015.8	7139.8	5239.4	3869.3	3477.7	3513.9	3595.8	3670.5	3721.1	3760.9	3764.5
20°	8055.6	6969.9	4727.3	3504.2	3343.9	3456.0	3558.4	3624.7	3659.7	3699.4	3705.4
22.5°	8035.1	6742.1	4273.0	3242.7	3235.5	3371.7	3469.3	3548.8	3522.3	3483.7	3509.0
25°	7936.3	6428.8	3805.5	3047.5	3121.0	3258.4	3378.9	3325.9	3236.7	3219.8	3229.5
27.5°	7760.4	6028.7	3372.9	2866.8	2988.5	3153.5	3146.3	3093.3	3062.0	3040.3	3053.5
30°	7571.2	5594.9	2994.5	2708.9	2841.4	2977.6	2949.9	2948.7	2917.4	2882.4	2899.3
32.5°	7384.4	5158.7	2694.4	2578.8	2730.6	2748.7	2808.9	2827.0	2765.5	2692.0	2687.2
35°	7221.7	4746.6	2466.7	2460.7	2596.8	2599.2	2687.2	2661.9	2508.9	2432.9	2432.9
37.5°	7100.0	4335.7	2293.2	2354.6	2420.9	2483.6	2528.1	2423.3	2398.0	2355.8	2354.6
40°	7047.0	3974.2	2184.7	2273.9	2296.8	2376.3	2261.8	2302.8	2314.9	2293.2	2293.2
42.5°	6991.6	3659.7	2090.7	2212.4	2208.8	2198.0	2140.1	2193.1	2241.3	2242.6	2238.9
45°	6936.1	3388.5	2007.6	2081.1	2131.7	2014.8	2025.6	2082.3	2149.8	2173.9	2173.9
47.5°	6874.7	3174.0	1931.7	1942.5	2020.8	1942.5	1934.1	1977.4	2057.0	2095.5	2104.0
50°	6739.7	2981.2	1844.9	1820.8	1842.5	1869.0	1876.2	1896.7	1984.7	2046.1	2060.6
52.5°	6552.9	2808.9	1734.0	1708.7	1708.7	1808.7	1842.5	1848.5	1923.2	1996.7	2011.2
55°	6397.5	2699.3	1619.6	1614.7	1609.9	1744.9	1802.7	1812.4	1864.2	1922.0	1929.2
57°	6408.3	2690.8	1531.6	1536.4	1535.2	1679.8	1765.4	1785.8	1812.4	1861.8	1870.2
57.5°	6414.3	2696.8	1512.3	1514.7	1513.5	1661.7	1754.5	1777.4	1797.9	1849.7	1858.1
60°	6504.7	2712.5	1434.0	1407.5	1413.5	1565.3	1693.1	1722.0	1735.2	1803.9	1814.8
62.5°	6371.0	2642.6	1371.3	1307.5	1307.5	1464.1	1607.5	1653.3	1673.8	1766.6	1784.6
65°	5982.9	2446.2	1297.8	1194.2	1206.2	1362.9	1505.1	1579.8	1611.1	1726.8	1746.1
67.5°	5384.0	2218.4	1219.5	1093.0	1105.0	1256.8	1399.0	1479.8	1529.2	1683.4	1699.1
70°	4604.4	1940.1	1113.4	985.7	1000.2	1141.2	1273.7	1365.3	1438.8	1642.4	1647.3
72.5°	3394.6	1590.6	965.2	867.6	883.3	1006.2	1147.2	1253.2	1352.0	1540.0	1537.6
75°	2018.4	1243.6	801.3	748.3	759.2	873.6	1032.7	1161.6	1309.9	1500.3	1523.2
77.5°	1224.3	936.3	653.1	626.6	639.9	756.8	950.8	1088.1	1291.8	1414.7	1407.5
80°	739.9	668.8	521.8	504.9	518.2	647.1	879.7	1032.7	1129.1	1208.6	1208.6
82.5°	386.8	408.5	383.2	369.9	388.0	525.4	800.1	901.4	997.8	856.8	800.1
85°	157.9	213.3	232.6	231.4	242.2	363.9	690.5	771.2	643.5	610.9	625.4
87.5°	53.0	90.4	113.3	97.6	102.4	229.0	478.4	372.4	442.2	308.5	292.8
90°	0.0	0.0	0.0	0.0	0.0	0.0	0.0	0.0	0.0	0.0	0.0

(END OF REPORT)